






# SWAROVSKI

CREATE YOUR STYLE


FESTIVAL  
TIME



Article	Product Group	Article No.	Amount	Size	Color	Color Code
	Flat Backs Hotfix	2038	124	SS 10	Hyacinth Shimmer	236 SHIM
	Crystal Pearls	5810	160	3 mm	Crystal Neon Orange	001 732
	Crystal Pearls	5810	160	3 mm	Crystal Neon Pink	001 733
	Crystal Pearls	5810	100	4 mm	Crystal Neon Orange	001 732
	Crystal Pearls	5810	100	4 mm	Crystal Neon Pink	001 733



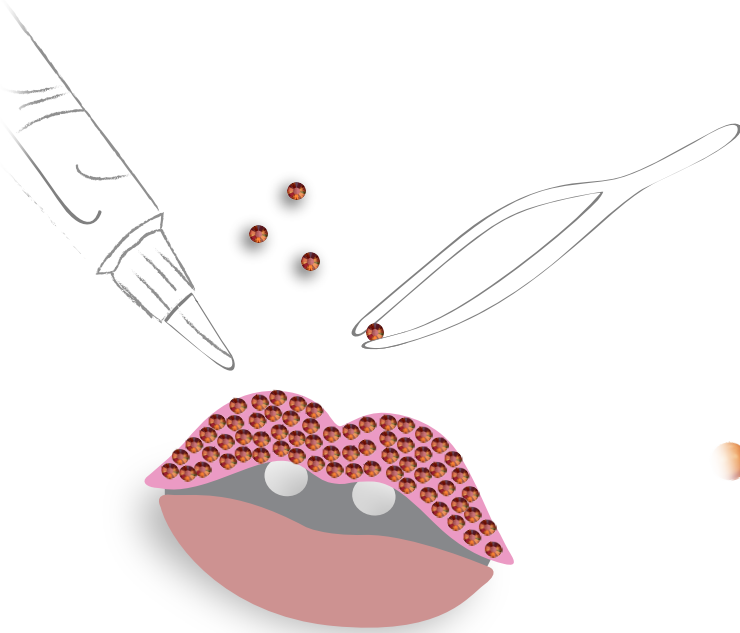
## Supplies & Tools



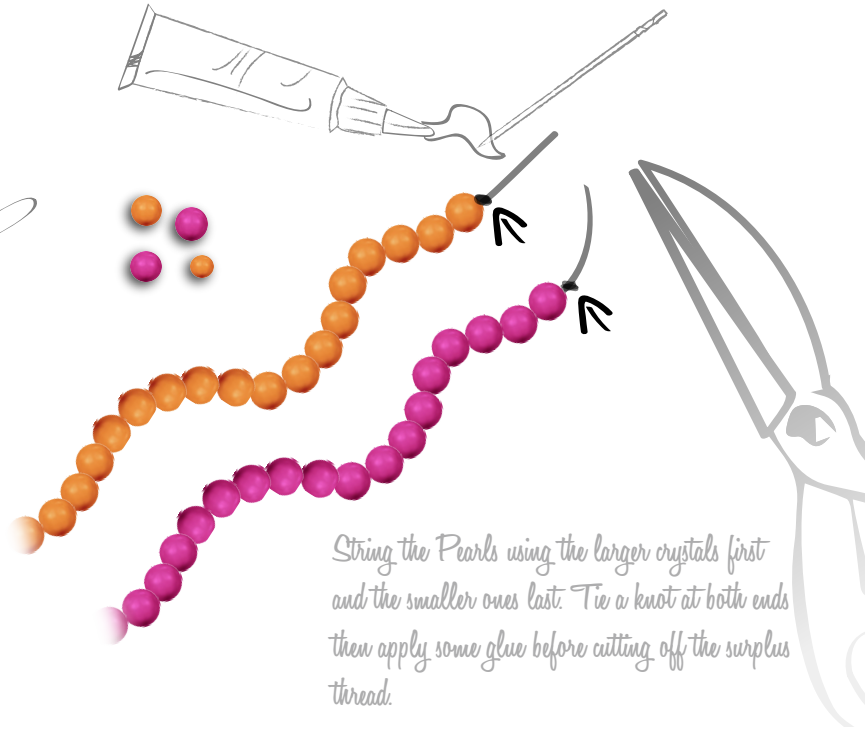
*Note: Images are for illustration purposes only and not to scale.*

### Step 1. Glue it

*Glue the Flat Backs onto the shoe accessory and let them dry.*



### Step 2. Thread



### Step 3. Lace up

*Thread the string of beads through the eyelets.*

