



“Agadir” earrings




Material (for one pair of earrings)


- Matubo Minigemduo (16 pcs)
- Matubo Gemduo (8 pcs)
- Matubo 8/0 (16 pcs)
- 11/0 Japanese seed beads (approx. 0.7 gram)
- 15/0 Japanese seed beads (approx. 0.7 gram)
- 3mm firepolished beads (16 pcs)
- Jump rings, earring findings
- Tassels, jewelry chain, drop-shaped beads (optional)

Beading needle and thread (Nymo, Fireline...)


Difficulty: For beginners/intermediate




1) String four 11/0s.




2) Slide all the beads to the end of the thread and tie a square knot to form a circle. Then pass through the nearest 11/0.



3) Add one 11/0 and pass through the next 11/0 from the base circle.




4) Repeat step 3 ...




5) ... until you reach the end of the row. At the end of the row add one last 11/0, pass through the last 11/0 from the base circle and then through the first 11/0 you added in this row.

You should get a small square and the thread should be exiting from the 11/0 in the corner.




6) Add one Minigemduo, one 15/0 and one Minigemduo and pass through the 11/0 in the next corner.




7) Repeat step 6 ...




8) ... until you reach the end of the row. At the end of the row add one last group of (1xMinigemduo, 1x15/0, 1xMinigemduo) and pass through the 11/0 in the last corner and also through the lower hole of the first Minigemduo you added in this row.



9) Then pass back through the upper hole of the same Minigemduo.




10) In the narrow gap add one 8/0 and pass through the upper hole of the next Minigemduo.



11) In the wide gap add one 11/0, one Gemduo and one 11/0 and pass through the upper hole of the next Minigemduo.



16) Add two 15/0s, one 11/0 and one 3mm FP and pass through the next 8/0 in the row.



12) Repeat steps 10 and 11 ...



17) Repeat steps 15 and 16 ...



13) ... until you reach ...



18) ... until you reach the end of the row.



14) ... the end of the row. At the end of the row add one last group of (1x11/0, 1xGemduo, 1x11/0) and pass through the upper hole of the last Minigemduo and also through the first 8/0 you added in this row.



19) Go up through the nearest group of (1x3mm FP, 1x11/0, 2x15/0).



15) Add one 3mm FP, one 11/0 and two 15/0s and pass through the upper hole of the next Gemduo.



20) Add one 11/0, one 8/0 and one 11/0 (if you're using Miyuki seed beads, add (1x15/0, 1x11/0, 1x8/0, 1x11/0, 1x15/0) instead) and then pass through the next group of (2x15/0, 1x11/0, 1x3mm FP).



21) Pass through the next 8/0.



26) The thread should exit from one of the "inner" 8/0s.



22) Repeat steps 19, 20 and 21 ...



27) Add five 15/0s and pass through the nearest "inner" 15/0 (as shown in the photo).



23) ... until you reach the end of the row.



28) Pull snug.



24) Then weave through the entire last row one more time ...



29) Then go up through the last 15/0 from the group of five you just added.



25) ... but always skip the 8/0 in the corner:



30) Add four new 15/0s and pass through the next "inner" 8/0.



31) This is what you should get.



32) Repeat steps 27 - 31 ...



33) ... until you reach ...



34) ... the end of the row. You should end up in the same 8/0 from where you started.



35) Pass through the four new 15/0s ...

36) ... then go down through the next 15/0 (as shown in the photo).



37) Then pass through the nearest "inner" 15/0.

38) Then go back up through the same 15/0 from step 36 ...



39) ... and then pass through the next four 15/0s.



40) Add one 15/0, one 11/0 and one 15/0 and pass through the next four 15/0s. Keep your tension very tight.



41) Repeat steps 36 - 40 ...



42) ... until you reach the end of the row.



43) Tie a few half-hitch knots and cut off all the remaining thread.



44) Use jump rings to attach earring findings and optional embellishment to the corner 8/0s. The earring is finished.

Colorways:



Matubo Minigemduo 02010/24514
Matubo Gemduo 63130
Matubo 8/0 00030/90215
TOHO Round 11/0 702
Matte Color Dark Copper
TOHO Round 15/0 PF557
PF Galvanized Starlight
3mm FP 63130/15496



Matubo Minigemduo 02010/24103
Matubo Gemduo 23980/21155
Matubo 8/0 20500/85106
TOHO Round 11/0 326
Gold Lustered Orion
TOHO Round 15/0 704
Matte Color Andromeda
3mm FP 63130/43400



Matubo Minigemduo 03000/14400
Matubo Gemduo 00030/65531
Matubo 8/0 03000/15695
TOHO Round 11/0 204
Gold Lustered Montana Blue
TOHO Round 15/0 702
Matte Color Dark Copper
3mm FP 23980/84100/90215



Matubo Minigemduo 02010/24510
Matubo Gemduo 02010/24608
Matubo 8/0 33050/15001
Miyuki Round 11/0 1236
Matte Opaque Terracotta
Miyuki Round 15/0 4206
Duracoat Galv. Muscat
3mm FP 33050/15001