



Tutorial Box « Jodie » par PUCA®



Made by Puca



October 2021 © Puca
www.perlepuca.canalblog.com
PUCA© All rights reserved



Material :


- 6 Delos® par Puca®
- 6 Minos® par Puca®
- 12 Piros® par Puca®
- 1 wooden base « Jodie » par Puca®
- 15 cm strass chain 2 mm
- 1 round bead 4 mm (PR4)
- Seed beads 15/0 (R15)
- 3 grs Bugles 3mm (B3)
- Paint and glue
- Fireline 0.12




1) Pick up 1 Delos, 1 R15, 1 Minos, 1 R15 and pass through Delos



2) Pick up 1 R15, 1 Piros, 1 R15 and 1 Delos



3) Pick up 1 R15 and pass through the first Delos



4) Pass through R15-Piros-R15-2nd Delos. Repeat steps 1 to 4 until you have used 6 Delos



5) You'll now have this. Exit like picture, through R15-Minos



6) Pick up 1 standing Piros between each Minos



7) You'll now have this



8) Exit through bottom hole and top hole of Piros




9) Pick up 1 R15 between each Piros, exit through the following Piros




10) You'll now have this. Exit through R15



11) Pick up 1 PR4, exit through the opposite R15, repeat to strengthen



12) Exit like picture, through Delos



13) Pick up 6 R15, exit through 3rd hole of Delos, pass through R15-R15-next Delos. Repeat step 13 for the length of the pattern



14) Exit through the 6th R15



15) Pick up 1 R15, pass through R15-Piros-R15 and pick up 1 R15. Repeat for the length of the pattern




16) You'll now have this. Exit through 4th central R15




17) Pick up 1 R15, 1 B3, 1 R15, pass through top hole of Piro



18) Pick up 1 R15, 1 B3, 1 R15, pass through the 4 central R15. Repeat steps 17 and 18 for the length of the pattern



19) You'll now have this. Exit like picture, through R15-B3-R15



20) Between each group of R15-B3-R15, pick up 3 R15 and exit like step 19. Repeat for the length of the pattern



21) You'll now have this. You have finished your element



22) Paint the wooden base



23) Glue the strass chain



24) You'll now have this



25) Glue your element on your base. You have finished your box !



25) Another idea! You can bead the box with Delicas. Bead Peyote with 144 DB 11

Happy beading!
Thank you for respecting my work ©

