



Rani Bracelet

Simple, but stunning. A piece of jewelry fit for a queen



Material (for one bracelet):


- Matubo NIB-BIT (approx. 40 pcs)
- Matubo 8/0 (approx. 40 pcs)
- Matubo Miniduo (approx. 40 pcs)
- 11/0 Japanese seed beads (approx. 2,5 grams)
- Miyuki Delica 11/0 (approx. 1-2 grams)
- Jump rings, a piece of jewelry chain, a clasp
- Beading needle and thread (Nymo, Fireline)

- 8mm chatons, cabochons or Rivolis (optional)
- 15/0 Miyuki seed beads (optional)


Difficulty: For beginners




1) String one Miniduo, one NB (narrow side), one Miniduo, one NB ... total four of each.




6) The thread exits from the wide side of the first NB bead. Add one Delica and pass through the upper hole of the next Miniduo.



2) Slide all the beads to the end of the thread and tie a square knot to form a circle. Then pass through the upper hole (wide end) of the nearest NB bead.



7) Add one Delica and pass through the upper hole (wide side) of the next NB.




3) Add one 11/0 and pass through the upper hole of the next Miniduo.




8) Repeat steps 6 and 7, until you reach the end of the row.

All the new Delicas should go on the same side of the component.



4) Add one 11/0 and pass through the upper hole (wide side) of the next NB.



9) Pass through the next 11/0 in the row.



5) Repeat steps 3 and 4, until you reach the end of the row.




10) Add one 11/0, one 8/0 and one 11/0 and then pass through the next 11/0 in the row, then through the upper hole (wide side) of the NB bead ...



11) ... and then through one more 11/0.



16) For a bracelet, you will need approximately 10 components. Connect them by jump rings and the 8/0 beads in the corners.



12) Repeat steps 10 and 11 ...




17) Attach a clasp, using jump rings and two little pieces of jewelry chain.



13) ... until you reach the end of the row.

Bonus: Chaton/cabochon bezel



14) Weave through the last row one more time - but always skip the 8/0 in the corner.



These bracelet components look great just on their own, but thanks to NIB-BIT's unique shape, they make a great base for a chaton/cabochon/rivoli bezel. So if you want to add a little bit of bling to your bracelet...



15) Tie a few half-hitch knots and cut off all the remaining thread.

Repeat steps 1 - 15 to make another component.

... prepare an 8mm cabochon, rivoli or a chaton and a little bit of 15/0 Miyuki seed beads.



18) Make another component by repeating steps 1 - 14.

The thread should exit from one of the NB beads.


Pass through the next Delica bead in the row.



19) Add one new Delica, then pass through the next Delica in the row.



20) Add five 15/0s and pass through the next Delica in the row.



21) Repeat steps 19 and 20 ...



22) ... until you reach the end of the row.

23) Weave through beads to get to the "middle" 15/0 from the first group of five 15/0s you added in the previous row.



24) Add five 15/0s and pass through the middle 15/0 from the next group of 15/0s in the row.



25) Repeat step 24 ...



26) ... until you reach the end of the row.
Before you finish the row, put the chaton inside.



27) Weave through all the four groups of five 15/0s you added in this row. Keep your tension very tight.



28) Tie a few square knots and cut off all the remaining thread.



Colorways:



Orange bracelet:

Matubo NIB-BIT 00030/90215

Matubo Miniduo 02010/24120

Matubo 8/0 63130

11/0 Miyuki Seed Beads 2028 Opaque Sea Foam Luster Mat

Miyuki Delica 11/0 DB795 Dyed Matte Opaque Vermilion

15/0 Miyuki Seed Beads 0413 Opaque Turquoise Green

Swarovski Xirius Chaton SS39 White Opal F

Blue bracelet:

Matubo NIB-BIT 00030/98530

Matubo Miniduo 13020/15001

Matubo 8/0 60020/85106

11/0 Miyuki Seed Beads 2028 Dyed S/L Blue Zircon

Miyuki Delica 11/0 DB005 Medium Blue Iris

15/0 Miyuki Seed Beads 451 Metallic Hematite

Swarovski Xirius Chaton SS39 Caribbean Blue Opal F



Fuchsia bracelet:

Matubo NIB-BIT 00030/90215

Matubo Miniduo 00030/14496

Matubo 8/0 20060/81800

11/0 Miyuki Seed Beads 2035 Matte Olive Rainbow Iris

Miyuki Delica 11/0 DB1342 Dyed S/L Raspberry

15/0 Miyuki Seed Beads 457 Metallic Light Bronze

Swarovski Xirius Chaton SS39 Fuchsia F